


Hyskore®

30018

Parallax Pistol Sighting System

3 Shots ~ 5 Minutes ~ Sighted In !



Important:

When the Gun is clamped in the vise it should be unloaded.

This is a sight adjustment device not a shooting platform.

Introduction:

This system will allow you to sight-in in 5 shots or less. You only need to follow the instructions & be able to shoot a reasonable group.


Here's how it works. You aim at a fixed point (target or bulls eye) & carefully fire a 3 - 5 shot group. You have now established the POINT OF IMPACT versus the POINT OF AIM. Now clamp the gun in the vise and USE THE ADJUSTMENTS ON THE VISE to center the reticle (red dot or crosshairs) on the point of aim (target). WITHOUT MOVING THE GUN OR THE VISE use the adjustments on the sight to move the reticle to the center of the group. You have just mechanically and optically aligned the points of aim and impact ie., you're on target.

To assemble place the elevation assembly over the 2 holes in the forward base. Screw the 2 hex bolts into place and tighten to snug - that's it!


Step 1: Make a target. We suggest using a marker to make a cross + on a piece of plain white paper (or the back side of a standard target). Better yet, use the target downloads (http://hyskore.com/pdfs/Target_AandB.pdf) on the Hyskore® website. This will make it much easier to identify the center of the point of aim. Set Target 25 - 50' away.

Step 2: Shoot a 3 - 5 shot group using the rest as pictured. At this point UNLOAD THE GUN. If your group is off the paper move the target closer to the gun.

Step 3: Mark Center of group. The high visibility dots we have supplied work best!



Mark an +



Mark center of group



Shoot a 3 - 5 shot group & Unload Gun

Step 4: With Gun Unloaded - Place it in the center of the vise & clamp it in place. Locate the vise in the same approximate location as when you fired your group. Remove the adjusting caps from the sight.

Step 5: Using the elevation adjustments on the vise and by moving the vise from side to side set the reticle on the center of the + mark (Target).

Step 6: (THIS IS VERY IMPORTANT) WITHOUT MOVING THE GUN OR VISE adjust the windage & elevation screws on the sight until the reticle is centered on the mark at the center of the group. THE GUN IS NOW SIGHTED IN!



Unload Gun and Clamp it in Vise.

Warning: The gun should be unloaded when clamped in the vise. In addition to presenting a safety hazard, firing the gun from the clamped vise may result in damage to the gun & vise and/or cause injury to the shooter.



Set the vise in the same location as when you fired. Adjust vise so that reticle is on the + Mark.




Without moving the vise adjust sight until the reticle is on the center of the group.


• REPLACEMENT PARTS •

These are replacement parts for purchase. Pictures do not represent contents of set.

30018 - 1




30018 - 2



30018 - 3




30018 - 4



30018 - 5




30018 - 6




30018 - 7



30018 - 8



30088 - 6



Parts List:

30018 - 1	Rear Base & Vise Assembly	\$ 25.50
30018 - 2	Vise Screw Set.....	\$ 7.50
30018 - 3	Extension Tube Set.....	\$ 11.50
30018 - 4	Foam Pads - 7 Pc. Set.....	\$ 7.50
30018 - 5	Elevator & Nut Set	\$ 17.50
30018 - 6	Front Base	\$ 25.50
30018 - 7	100 .625" Sighting Markers (Includes Shipping)	\$ 7.50
30018 - 8	Foam Wedge	\$ 5.50
30088 - 6	Magnetic Level.....	\$ 7.50

Send Check or Money Order with Phone Number to:

Power Aisle, Inc.

P.O. Box 983

Middleburgh, NY 12122

NYS Resident add 8.75% Sales Tax

** \$10.00 Shipping & Handling to
Lower 48 States**

** \$25.00 Shipping & Handling to
Alaska, Hawaii, Puerto Rico**

Visit our website: www.hyskore.com

WARRANTY AND DISCLAIMERS

HYSKORE®/Power Aisle, Inc. guarantees that its products are free from defects in material and workmanship for a period of 90 days from the original date of purchase. This Warranty applies to non-commercial use only. Commercial use voids this warranty. In the event of any defects in material or workmanship, HYSKORE®/Power Aisle, Inc.'s sole liability therefore shall be the replacement of any such product(s) and/or components that are defective in material or workmanship. The replacement of any such product(s) and/or components shall be HYSKORE®/Power Aisle, Inc.'s sole responsibility. This warranty specifically excludes any and all consequential or accidental damages. No other warranties or liabilities whatsoever are either expressed or implied. If any such warranties shall be imposed by law, notwithstanding this provision, then such warranties shall be the responsibility of HYSKORE®/Power Aisle, Inc.'s immediate buyer. There shall be no warranties of merchantability, use of trade, or fitness for a particular purpose. Alteration of any product, misuse, or exceeding any stated product limitations voids this warranty. All returns, adjustments, etc. are the responsibility of the retailer/dealer that sold the product. HYSKORE®/Power Aisle, Inc. handles return issues through it's dealers. It should be obvious when using some of these products that approved protective safety gear, including, but not limited to, eye and ear protection, should be utilized. Using the appropriate safety gear is the sole responsibility of the person(s) using the product. It should also be obvious that certain products such as silica gel, etc. must not be consumed, inhaled or taken internally. The user takes full responsibility for inappropriate or incorrect use of these items. In the event an inadvertent event takes place, Material Safety Data Sheets (MSDS) are available on the HYSKORE® website. www.hyskore.com. We do not sell guns, scopes, ammunition, cleaning accessories, etc. These accessories are used in many of our product pictures, as props to illustrate how the products are used. As such, they are not included with any product. All photographs, drawings, copy, instructions, etc. are the exclusive property of HYSKORE®/Power Aisle, Inc. All downloadable files are intended for the use of the end user of HYSKORE®/Power Aisle, Inc.'s products and cannot be reproduced without the express written permission of HYSKORE®/Power Aisle, Inc. ©2015