

Standing Position Shooting Table


30023




This table is designed to provide a comfortable stable shooting platform. The standing position is preferred for guns with heavy recoil or where the target is at long range.

The Primary Benefits Are:

- A) Recoil is absorbed on the face of the shoulder.
- B) The body can move with the recoil.
- C) Greater elevation to view distant targets.
- D) Folds to 24" x 53" x 6" for Storage



The Bench top has been factory fitted with hinges. The bench Top Support Braces should line up with the pre-drilled pilot holes on the underside of the top. Secure with the sheet metal screws.



Attach the Socket Brace as shown

Double check to make certain that the lower ends of the legs flare outwards NOT inwards. (This will save you the trouble of undoing & redoing this step) Use the 4 - 8mm x 50mm Bolts. Place one flat washer under the head of the bolt and one under the 13mm nylon lock nut. **Note:** The flat part of the nut contacts the washer. The side of the nut with the reveal faces out. Hold the head of the bolt with one wrench. Tighten the nut to 4 - 5 Lbs / Ft Torque with the other. Tight enough so the leg is secure but doesn't bind.



Attach the cross braces using the 8 - 6mm x 50mm bolts, 8 - 11mm nuts and 8 - 6mm washers. Put the washers under the nuts. Hold back the nut with a wrench, to tighten use either a # 3 or 4 Phillips or slotted screwdriver. Tighten to 10 - 12 Lbs / Ft Torque. After assembly if the bench does not feel solid, these may need to be made tighter. Make certain that the lower ends of the legs angle outward - NOT INWARD !



Folding the Bench for Storage.

IMPORTANT !

Before attempting to fold the legs you must relieve the braces that fit between each set of legs. Simply push up at the hinge to unlock it. Then proceed with folding.


Failure to do this will result in a bent brace.

Set Up the Scope Stand (5)



Most modern spotting scopes are tapped 1/4" x #20. Using the 1/4" x # 20 shoulder bolt and the special knob, mount your scope as shown. **Note:** If the hole in the scope is not deep enough and the screw bottoms out, you will need to place 1 or 2 1/4" flat washers between the shoulder of the bolt and the scope mount bracket. Install the spotting scope stand as shown. It can mount either left or right.

Set Up the Gun Rest



Fit the Gun Rest Arm in one of the sockets under the front of the bench Assemble as shown. By adjusting the height of rod "B" you can set the height of the gun to suit your personal preference.

• PRICE LIST •

| | | |
|-----------|------------------------|----------|
| 30023 - 1 | Leg Set | \$ 32.50 |
| 30023 - 2 | Feet - Set of 4 | \$ 5.00 |
| 30023 - 3 | Cross Braces 2 Pc. Set | \$ 22.50 |
| 30023 - 4 | Hardware Set | \$ 7.50 |
| 30023 - 5 | Table Top | \$ 35.00 |
| 30023 - 6 | Scope Stand Set | \$ 32.50 |
| 30023 - 7 | Gun Rest Set | \$ 32.50 |
| 30023 - 8 | Socket Brace | \$ 17.50 |
| 30023 - 9 | Table Braces | \$ 22.50 |

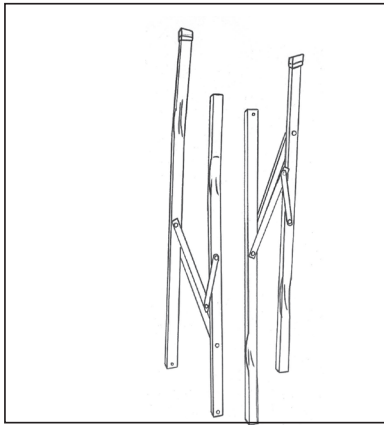
Send Check or Money Order
with Phone Number to:
Hyskore® / Power Aisle, Inc.
P.O. Box 983
Middleburgh, NY 12122
NYS Resident add Appropriate Sales Tax
(Or Prevailing Rate)

** \$10.00 Shipping & Handling to
Lower 48 States**


** \$25.00 Shipping & Handling to
Alaska, Hawaii, Puerto Rico**

• PARTS IDENTIFICATION •

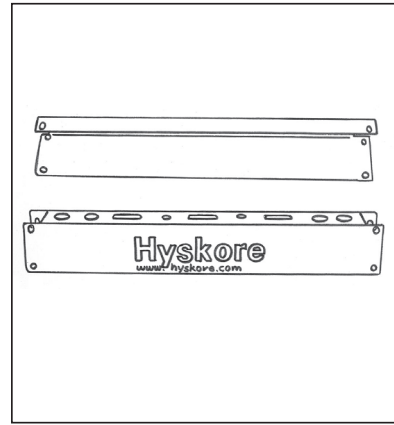
30023 - 1




30023 - 2



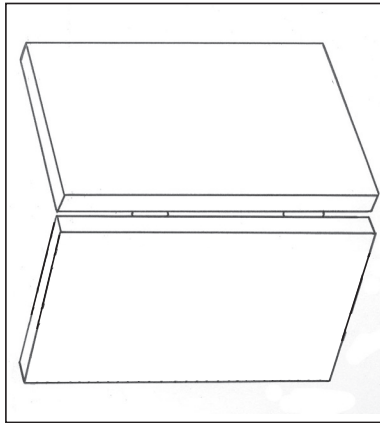
30023 - 3



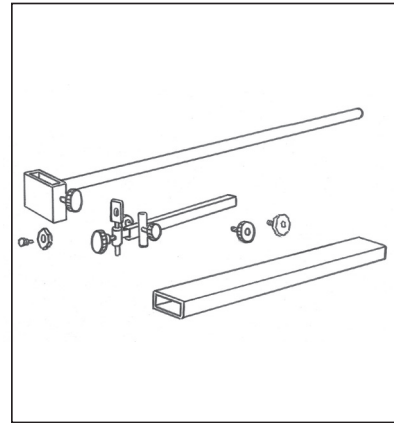
30023 - 4



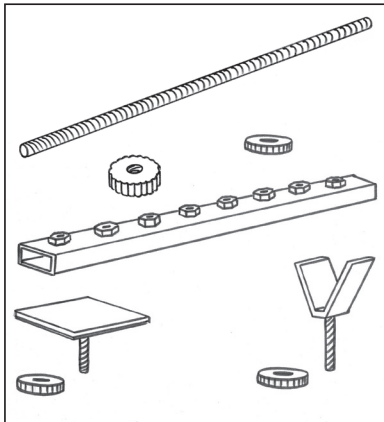
30023 - 5



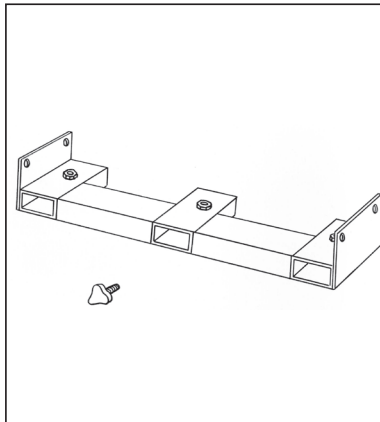
30023 - 6



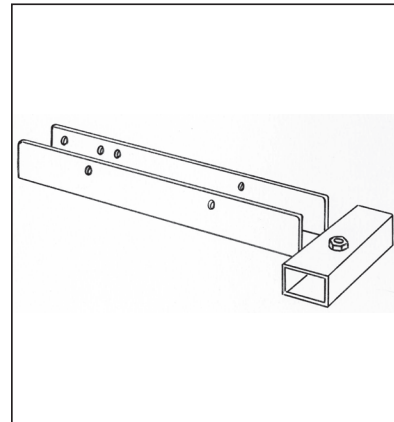
30023 - 7



30023 - 8



30023 - 9



LIMITED LIABILITY and WARRANTY

POWER AISLE, INC. / HYSKORE GUARANTEES THAT ITS PRODUCTS ARE FREE FROM DEFECT IN MATERIAL & WORKMANSHIP. IN THE EVENT OF ANY DEFECTS IN MATERIAL OR WORKMANSHIP, POWER AISLE, INC. / HYSKORE'S SOLE LIABILITY THEREFORE SHALL BE THE REPLACEMENT OF ANY SUCH PRODUCT(S) THAT ARE DEFECTIVE IN MATERIAL OR WORKMANSHIP. THE REPLACEMENT OF ANY SUCH PRODUCT(S) SHALL BE POWER AISLE, INC. / HYSKORE'S SOLE RESPONSIBILITY. THIS WARRANTY SPECIFICALLY EXCLUDES ANY & ALL CONSEQUENTIAL OR ACCIDENTAL DAMAGES. NO OTHER WARRANTIES OR LIABILITY WHATSOEVER, ARE EITHER EXPRESSED OR IMPLIED. IF ANY SUCH WARRANTIES SHALL BE IMPOSED BY LAW NOT WITHSTANDING THIS PROVISION, THEN SUCH WARRANTIES SHALL BE THE RESPONSIBILITY OF POWER AISLE, INC. / HYSKORE'S IMMEDIATE BUYER. THERE SHALL BE NO WARRANTIES OF MERCHANTABILITY, USE OF TRADE, OR FITNESS FOR A PARTICULAR PURPOSE. ALTERING THIS PRODUCT, MISUSING IT OR EXCEEDING ANY STATED PRODUCT LIMITATIONS VOIDS THIS WARRANTY.