

PORTABLE ARMORER'S VISE




*Guns, Scopes, Benches, etc. are not included.

Use the Hyskore Portable Armorer's Vise at your work bench or take it to the range. The bench clamp fits from $\frac{3}{8}$ " to $2\frac{3}{8}$ ". The vise rotates 360° around a central axis and has an integral clutch that allows it to lock up at any angle. Guns can be held in any position for cleaning, scope mounting, or maintenance. This means you can clean with the muzzle angled down so that chemicals and debris run out the muzzle and not into the action or trigger group. If you have an AR-15, remove the rear take down pin and grip the forend in the vise and the gun will be securely held while allowing full access to both receivers.

In the course of shipping and packing, parts may end up missing or damaged-
Call us at 631.673.5975. 8:30 a.m. - 5:00 p.m. Eastern Time. We will promptly send replacements.

Always wear appropriate vision and hearing protection when using this product!



Mount the clamp to your bench top.




The vise is equipped with a 2 piece clutch that is press fitted into mounting holes.



If the clutch halves are not in place, fit one clutch half to the bench clamp.



Mount the vise to the clamp as shown.




Tighten the locking knob to fix the vise at the desired angle.



Back off the lock knob to disengage the clutch.




This is how the disengaged clutch will appear. Now the vise can be rotated - press the vise to the clamp and tighten the lock knob.




This is how the clutches engage.




The clamp will fit on bench tops from $\frac{3}{8}$ " - $2\frac{3}{8}$ " thick.



For permanent mounting to a bench, the clamp has been pre-drilled, top and bottom for 4 - $\frac{5}{16}$ x 4" hex bolts. Shim the inside of the clamp to fill the space between it and the bench top. This will insure a solid fit.



Pay close attention to this step!!! To avoid damage, the hand wheels for the vises are not factory installed. Important both the hand wheel and the lock nuts that keep them fixed in place are M12 left hand thread. This means that they must be turned counter clockwise to engage and thread together.



The left hand nuts have a yellow finish and are packed in the same package as the hand wheels - it would be a good idea not to misplace them. By turning counter clockwise, thread a nut on to the screw shaft of the vise.



Now, also by turning counter clockwise, thread a hand wheel on to the screw shaft until $\frac{1}{8}$ " - $\frac{1}{4}$ " of shaft is visible. Turn the nut from Step 12 until it contacts the hub of the hand wheel. Grasp the hand wheel in one hand, grasp the nut with a wrench. Using hand pressure, tighten the hand wheel against the nut until snug. Repeat if the hand wheel loosens. You can also use locktite for a more permanent installation.



Each vise is supplied with foam padded floor plates which ride beneath the jaws. The floor plate hooks over one end of the vise frame so that it can be removed or swung out of the way, but still remain on the vise. Use either the narrow or wide floor plate depending on the width of the gun.



Barrel Blocks: A pair of foam insert blocks with a longitudinal V notch is included. At times it may be necessary to grip the barrel (or a barreled action) in one of the vises. By placing the notches on either side of the barrel and then placing it into the vise, the barrel can be firmly held in place. Do not use on a hot barrel - maximum safe temperature is 150". Since guns typically are manufactured with a barrel at only one end the set is supplied with one (1) set of barrel blocks.



How a barrel is gripped.
(Representative Photo)






Perfect for scope mounting.



Perfect for cleaning.

• REPLACEMENT PARTS •

These are replacement parts for purchase. Pictures do not represent contents of set.



Parts List & Pricing:

30100 - 1	Foam Pads for Vise Face (4 pcs.)	\$10.00
30100 - 2	Floor Plates for Vise 1x25mm & 1x38mm (2 pcs.)...	\$10.00
30100 - 4	Barrel Foam "V" Block Set (1 set).....	\$ 7.50
30100 - 8	Hand Wheel (1 pc.)	\$12.50
30182 - 2	M-12 Clamp Knobs (2 pcs.)	\$12.50
30182 - 3	Clutch Set	\$10.00
30182 - 4	Vise Set Complete (Does Not Include Clamp Set) ..	\$42.50
30182 - 5	M-16 Lock Knob.....	\$ 5.00
30182 - 6	Clamp Assembly	\$37.50

Visit Our Website For More Information or to Check Out Our Other Great Shooting Accessories: www.hyskore.com

Send Check or Money Order with Phone Number to:

Power Aisle, Inc.

P.O. Box 983

Middleburgh, NY 12122

NYS Resident add appropriate% Sales Tax

** \$10.00 Shipping & Handling to Lower 48 States**

** \$25.00 Shipping & Handling to Alaska, Hawaii, Puerto Rico**

PORTABLE ARMORER'S VISE

Hyskore®
www.hyskore.com



WARRANTY AND DISCLAIMERS

HYSKORE®/Power Aisle, Inc. guarantees that its products are free from defects in material and workmanship for a period of 90 days from the original date of purchase. This Warranty applies to non-commercial use only. Commercial use voids this warranty. In the event of any defects in material or workmanship, HYSKORE®/Power Aisle, Inc.'s sole liability therefore shall be the replacement of any such product(s) and/or components that are defective in material or workmanship. The replacement of any such product(s) and/or components shall be HYSKORE®/Power Aisle, Inc.'s sole responsibility. This warranty specifically excludes any and all consequential or accidental damages. No other warranties or liabilities whatsoever are either expressed or implied. If any such warranties shall be imposed by law, notwithstanding this provision, then such warranties shall be the responsibility of HYSKORE®/Power Aisle, Inc.'s immediate buyer. There shall be no warranties of merchantability, use of trade, or fitness for a particular purpose. Alteration of any product, misuse, or exceeding any stated product limitations voids this warranty. All returns, adjustments, etc. are the responsibility of the retailer/dealer that sold the product. HYSKORE®/Power Aisle, Inc. handles return issues through its dealers. It should be obvious when using some of these products that approved protective safety gear, including, but not limited to, eye and ear protection, should be utilized. Using the appropriate safety gear is the sole responsibility of the person(s) using the product. It should also be obvious that certain products such as silica gel, etc. must not be consumed, inhaled or taken internally. The user takes full responsibility for inappropriate or incorrect use of these items. In the event an inadvertent event takes place, Material Safety Data Sheets (MSDS) are available on the HYSKORE® website. www.hyskore.com. We do not sell guns, scopes, ammunition, cleaning accessories, etc. These accessories are used in many of our product pictures, as props to illustrate how the products are used. As such, they are not included with any product. All photographs, drawings, copy, instructions, etc. are the exclusive property of HYSKORE®/Power Aisle, Inc. All downloadable files are intended for the use of the end user of HYSKORE®/Power Aisle, Inc.'s products and cannot be reproduced without the express written permission of HYSKORE®/Power Aisle, Inc. ©2015

Always wear appropriate vision and hearing protection when using this product!