

Hyskore®

# Portable Shooting Bench

# 30280



The HYSKORE® Portable Shooting Bench is designed to provide a stable, light weight, and easily portable shooting bench equipped with the basic accessories necessary for successful shooting either at the range or in the field. The bench weighs less than 20 lbs. and is equipped with an adjustable padded V-notch front gun support with an ambidextrous spotting scope mount.

**Always wear appropriate vision and hearing protection when using this product!**

In the course of shipping and packing, parts may end up missing or damaged.  
call us at 631.673.5975. 8:30 a.m. - 5:00 p.m. Eastern Time. We will promptly send replacements.



# Introduction

The HYSKORE® Portable Shooting Bench was designed to work well in both field and range shooting environments. The key features of the bench are light weight, easy deployment, and advanced user friendly features. At less than 20 lbs. the bench is easily portable and can be hand carried. The padded V-notch gun support has adjustable elevation and has 4 hard point mounts to accommodate any length of gun and shooter preference. The rest also includes an integral spotting scope mount that can attach to either left or right side and is adjustable for both height and eye relief. The legs are attached with heavy duty MG-42 Machine Gun Rest style connection points that allow 2 different elevations and a storage / transport position all securely anchored by M12 T-bolts. The bench is constructed from heavy duty steel and tubular sections with a light weight, but strong mesh deck. As with the leg mounts, the feet reflect the aggressive design of the MG-42 Machine Gun Rest, and provide stable traction on turf, soil, and most other surfaces.

The 30280 is the updated version of this bench and can be mated to the Hyskore® #30276 Track & Elevate Varmint Rest.



You can, of course, use a folding chair to sit on, but a 5 gallon pail will do the job just as well.





The bench will arrive with the 2 rear legs factory attached. Only the forward leg, the scope mount, and the V-notch will need to be assembled. A 6" or 8" adjustable wrench is the only tool needed.



Install the M12 stud on the front leg from the smooth / flush side of the leg bracket. Thread the M12 insert lock nut onto the stud, tighten until snug, and then back off about 1/32nd of a turn so that the leg moves freely. A little slack is acceptable as the T-bolt will securely anchor the leg.



The 2 rear legs have a T-bolt that holds them in position. The front leg uses a toggle bolt (enclosed in the hardware kit) so the bolt can be tightened when the leg is in the storage / transport position. Move the leg to the desired location, insert the bolt through the leg and tighten accordingly.





This is how the legs are fixed into position. Tightening or removing the T-bolt allows the leg to rotate.



This is the view from the back of the bracket showing how a fully assembled leg should appear.





The feet are sharp and aggressive so they can securely grip numerous types of surfaces. However, care must be taken as some of the surfaces may be sharp.



The sockets for the V-notch are threaded internally. First thread the plastic knob onto the threaded shaft then screw the V-notch into the desired socket until the desired height is reached, then lock in place with a plastic knob.




As with the V-notch, the spotting scope mount attaches to sockets in the same manner.



Insert the short shoulder bolt into the plastic knob for the scope mount. The hex head of the bolt should end up flush with the smooth side of the knob and this should leave the shoulder extending a short distance on the other side of the knob.



This is how the assembled knob and bolt assembly fits into the scope mount bracket. The bolt has a 1/4 #20 thread which will fit all modern spotting scope mounts. At this point, screw the threaded end into the mount on your scope and you are ready to go.



The small hole in the bracket is for storage. Many times you will want to remove your scope. Simply screw the knob / bolt into the storage hole until the next time you are ready to use it.





This is how your fully assembled shooting bench will appear.

---



This is how the bench will appear in the storage / transport position. All the legs folded and all 3 T-knobs screwed in tight to lock them in place.



# • REPLACEMENT PARTS •

These are replacement parts for purchase. Pictures do not represent contents of set.



## Parts List:

30260 - 1 Spotting Scope Set.....	\$12.50
30280 - 2 V Notch Set M-12 Thread .....	\$12.50
30260 - 3 Toggle Bolt - Front Leg .....	\$ 7.50
30260 - 4 T Bolt - Rear Leg .....	\$ 7.50
30260 - 5 M-12 Insert Lock Nuts (3 Pcs.) .....	\$ 5.00
30260 - 6 Spotting Scope Knob & Bolt .....	\$ 7.50

Send Check or Money Order with Phone Number to:  
**Power Aisle, Inc.**  
P.O. Box 983  
Middleburgh, NY 12122  
NYS Resident add 8.75% Sales Tax

\*\* \$10.00 Shipping & Handling to  
Lower 48 States\*\*  
\*\* \$25.00 Shipping & Handling to  
Alaska, Hawaii, Puerto Rico\*\*

Visit our website: [www.hyskore.com](http://www.hyskore.com)



# Hyskore®



## WARRANTY AND DISCLAIMERS

HYSKORE®/Power Aisle, Inc. guarantees that its products are free from defects in material and workmanship for a period of 90 days from the original date of purchase. This Warranty applies to non-commercial use only. Commercial use voids this warranty. In the event of any defects in material or workmanship, HYSKORE®/Power Aisle, Inc.'s sole liability therefore shall be the replacement of any such product(s) and/or components that are defective in material or workmanship. The replacement of any such product(s) and/or components shall be HYSKORE®/Power Aisle, Inc.'s sole responsibility. This warranty specifically excludes any and all consequential or accidental damages. No other warranties or liabilities whatsoever are either expressed or implied. If any such warranties shall be imposed by law, notwithstanding this provision, then such warranties shall be the responsibility of HYSKORE®/Power Aisle, Inc.'s immediate buyer. There shall be no warranties of merchantability, use of trade, or fitness for a particular purpose. Alteration of any product, misuse, or exceeding any stated product limitations voids this warranty. All returns, adjustments, etc. are the responsibility of the retailer/dealer that sold the product. HYSKORE®/Power Aisle, Inc. handles return issues through its dealers. It should be obvious when using some of these products that approved protective safety gear, including, but not limited to, eye and ear protection, should be utilized. Using the appropriate safety gear is the sole responsibility of the person(s) using the product. It should also be obvious that certain products such as silica gel, etc. must not be consumed, inhaled or taken internally. The user takes full responsibility for inappropriate or incorrect use of these items. In the event an inadvertent event takes place, Material Safety Data Sheets (MSDS) are available on the HYSKORE® website. [www.hyskore.com](http://www.hyskore.com). We do not sell guns, scopes, ammunition, cleaning accessories, etc. These accessories are used in many of our product pictures, as props to illustrate how the products are used. As such, they are not included with any product. All photographs, drawings, copy, instructions, etc. are the exclusive property of HYSKORE®/Power Aisle, Inc. All downloadable files are intended for the use of the end user of HYSKORE®/Power Aisle, Inc.'s products and cannot be reproduced without the express written permission of HYSKORE®/Power Aisle, Inc. ©2015

**Always wear appropriate vision and hearing protection when using this product!**