

WISE GRIP™ **FIELD TRIPOD & SHOOTING STICKS**



WARRANTY AND DISCLAIMERS

HYSKORE/Power Aisle, Inc. guarantees that its products are free from defects in material and workmanship for a period of 90 days from the original date of purchase. This Warranty applies to non-commercial use only. Commercial use voids this warranty. In the event of any defects in material or workmanship, HYSKORE/Power Aisle, Inc.'s sole liability therefore shall be the replacement of any such product(s) and/or components that are defective in material or workmanship. The replacement of any such product(s) and/or components shall be HYSKORE/Power Aisle, Inc.'s sole responsibility. This warranty specifically excludes any and all consequential or accidental damages. No other warranties or liabilities whatsoever are either expressed or implied. If any such warranties shall be imposed by law, not withstanding this provision, then such warranties shall be the responsibility of HYSKORE/Power Aisle, Inc.'s immediate buyer. There shall be no warranties of merchantability, use of trade, or fitness for a particular purpose. Alteration of any product, misuse, or exceeding any stated product limitations voids this warranty. All returns, adjustments, etc. are the responsibility of the retailer/dealer that sold the product. HYSKORE/Power Aisle, Inc. handles return issues through it's dealers. It should be obvious when using some of these products that approved protective safety gear, including, but not limited to, eye and ear protection, should be utilized. Using the appropriate safety gear is the sole responsibility of the person(s) using the product. It should also be obvious that certain products such as silica gel, etc. must not be consumed, inhaled or taken internally. The user takes full responsibility for inappropriate or incorrect use of these items. In the event an inadvertent event takes place, Material Safety Data Sheets (MSDS) are available on the HYSKORE® website. www.hyskore.com. We do not sell guns, scopes, ammunition, cleaning accessories, etc. These accessories are used in many of our product pictures, as props to illustrate how the products are used. As such, they are not included with any product. All photographs, drawings, copy, instructions, etc. are the exclusive property of HYSKORE/Power Aisle, Inc. All downloadable files are intended for the use of the end user of HYSKORE/Power Aisle, Inc.'s products and cannot be reproduced without the express written permission of HYSKORE/Power Aisle, Inc. ©2016



*Guns, Scopes, Benches, etc. are not included.

The HYSKORE® Vise Grip™ Shooting Sticks are designed to provide a rock solid, stable, portable shooting platform that can be used in a tripod configuration or as simple shooting sticks.

In the course of shipping and packing, parts may end up missing or damaged-
 Call us at 631.673.5975. 8:30 a.m. - 5:00 p.m. Eastern Time. We will promptly send replacements.

Always wear appropriate vision and hearing protection when using this product!













Introduction

Shooting sticks and the various permutations thereof are extremely popular in Europe and Africa but to a slightly lesser extent in the USA. Clearly any type of accessory device that supports and stabilizes a gun provides a substantial advantage to shooting in the field. Generally speaking, shooting sticks appear in 3 different configurations. Single stick, 2 sticks that cross and a tripod. As you advance from single stick to tripod clearly the stability and support increases proportionately. In addition, the weight also increases, thus we have a trade-off between weight and stability. However, at the end of the day the primary purpose of shooting sticks is to provide stability so that the shooter can make the shot. After walking two or three miles and finding that you have missed your shot because your light weight shooting sticks did not offer sufficient support will certainly bring this trade off into sharp focus.

The HYSKORE® Vise Grip® Shooting Sticks can be set to function either as a two stick system or a tripod. That way the shooter makes the decision on what they want to carry. Going further, the Vise Grip® System, as its name implies, incorporates a vise that grips the gun and increases stability exponentially. The vise can easily be removed if necessary. What the shooter will find is that using the tripod configuration with the vise will provide an incredibly stable shooting experience. At HYSKORE® we also realize that shooters do not always assume the same shooting position for every challenge while in the field. They can be standing, sitting, kneeling, or in a blind. Therefore, the Vise Grip® Sticks have been designed so that they can accommodate sitting, kneeling, and blind shooting in their un-extended configuration and then with the addition of the easily attached leg extenders they provide a standing solution; even for shooters over 6' tall. Experienced shooters may have noticed that almost all extend-able shooting stick systems use round, telescoping legs. Many have also noticed that when they get wet many have a tendency to slip out of position ruining the shot. The Vise Grip® Sticks use square steel tubes with positive locking spring clips to secure the leg extensions. Generally speaking, the HYSKORE® Vise Grip® Shooting Sticks will give the shooter the widest range of options to suite their personal requirements and be adaptable to any field situation.

• REPLACEMENT PARTS •

These are replacement parts for purchase. Pictures do not represent contents of set.

			
30284 - 1	30284 - 2	30284 - 3	30284 - 4
			
30284 - 5	30284 - 6	30284 - 7	30284 - 8
			
30284 - 9	30284 - 10	30284 - 11	30284 - 12

Parts List:

30284 - 1	Hook & Loop Straps (2 Pcs.)	\$ 5.00
30284 - 2	Turf Stakes 3 Pieces With Nuts & Bolts	\$ 15.00
30284 - 3	Locking Pins (3 Pcs.)	\$ 7.50
30284 - 4	Fulcrum Knob & Wing Nut	\$ 7.50
30284 - 5	Hinge.....	\$ 10.00
30284 - 6	Foam Pads For Legs	\$ 10.00
30284 - 7	M8 x 45mm Bolts & Wing Nuts (3 Sets).....	\$ 5.00
30284 - 8	Vise Assembly.....	\$ 27.50
30284 - 9	Foam Pads For Vise	\$ 5.00
30284 - 10	Vise Spring.....	\$ 5.00
30284 - 11	Vise Knob.....	\$ 10.00
30284 - 12	M-10 Lock Nut (Holds Hinge To Vise).....	\$ 5.00

Visit Our Website For More Information or to Check Out Our Other Great Shooting Accessories: www.hyskore.com

Send Check or Money Order with Phone Number to:

Power Aisle, Inc.

P.O. Box 983

Middleburgh, NY 12122

NYS Resident add appropriate% Sales Tax

** \$10.00 Shipping & Handling to Lower 48 States**

** \$25.00 Shipping & Handling to Alaska, Hawaii, Puerto Rico**



The gun can be supported up to 56" - 60" from the ground.
This is a comfortable height for taller shooters.



Properly deployed, the vise grip makes a rock solid
portable shooting platform.

Attach Vise To Hinge



Attach the hinge exactly as shown
otherwise it will bind. The insert
lock nut can be tightened just
enough to allow the vise to swivel
or it can be tightened enough to
prevent movement.



Thread the stem of the knob
through the vise hinge exactly as
shown. Failure to do this will put
the vise too close to the legs. Con-
tinue to attach the 3 legs as shown.
Make sure that the foam pads face
up into the "V".



This is how the hinge of the third leg should face against the legs.



Attach the leg extensions with the spring clips.



Light, acid free machine oil can be used to lubricate the vise.



Remove the leg extersice to set the height for a shooting from a blind.



Attach the turf & soil spikes with the bolts & wing nuts as shown.



Remove the vise and third leg to make conventional shootings sticks.



Any gun that is not in your direct control should be made safe and unloaded.